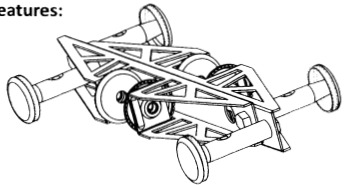
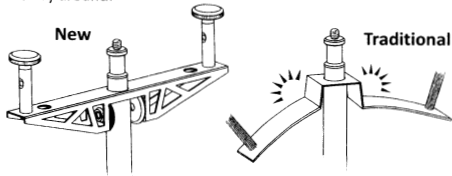


4215 Universal Triple Mount (Capable with both light stand & background stand) **LINCO^{Inc}**

New Features:

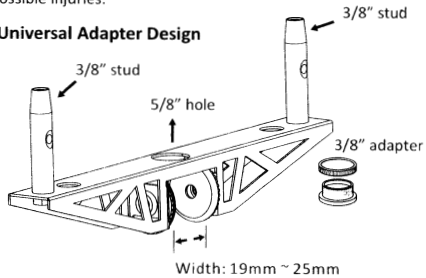


- Our new, specially designed triple bar holders can be interlocked with each other, making it compact and easy to carry around.

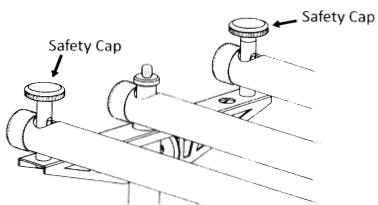


- Our triple mounts are solidly built with additional reinforcements to prevent the support from being pulled downward, causing possible injuries.


Universal Adapter Design



- When an adapter is used, it allows you to mount the triple mounts on either light stands (5/8")¹ or regular background support stands (3/8").



- Safety caps can be screwed onto the mounting stud to prevent cross bars from accidentally sliding off during a photo shoot.



- Smooth stud design allows easy crossbar installation, as compared with other mounts.

Note:

- ※ 1. Applicable to stud types used on regular light stands: 17, 18, 19, 20, 21, and 22.

Box Contents:


Package List (Product Name/Product Number)
 (One) Triple Mount Set / PN: 20090919001
 (2) Triple Mount, (2) Adapters, (2) 5/8" Studs, (6) Safety Caps
 Dimensions: 223mm X 86mm X 27mm; Weight: 425g
 (One) User's Manual / PN:20090919002
 Dimensions: 70mm X 165mm; Weight: 4g
 Package Dimensions: 233mm X 87mm X 27mm; Weight: 470 g

Warning:

1. Please keep the plastic bag out of the reach of children to avoid possible suffocation.
2. To prevent possible injury, please use safety caps.
3. Store triple mounts in a safe place and keep it out of the reach of children.
4. Please be aware of surrounding personnel when installing or adjusting triple mounts.

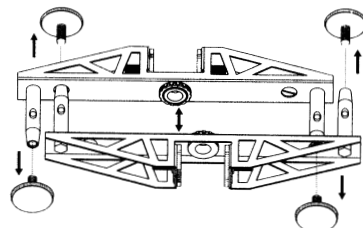
Installation:

1.



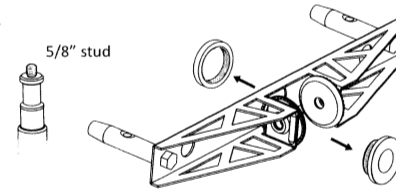
Prior to using the product, please read the user's manual and check if the quantity in the box matches the packing list. Please contact your local dealer if there are missing or defective items. Please call the dealer of whom you purchased from.

2.



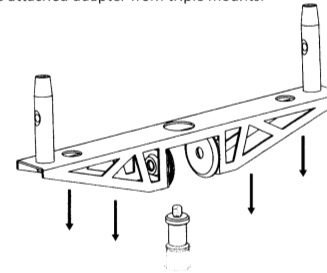
Open the packaging bag to reach the product. Unscrew the four safety caps and pull triple mounts away from each other.

3.



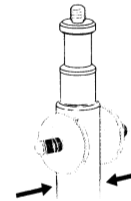
If your background support or light stand has a 5/8" stud, please remove attached adapter from triple mounts.

4.



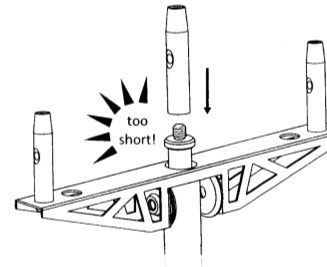
Mount the triple mounts on background supports or regular light stands. Make sure studs are facing upward.

5.



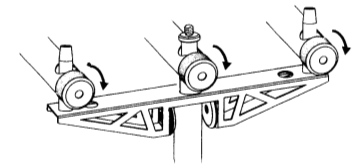
Dial calipers to stabilize triple mounts.

6.



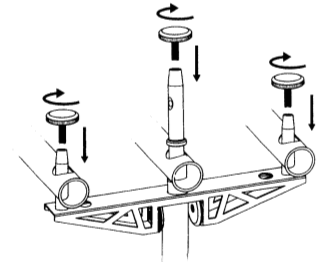
For safety reasons, please attach the provided 5/8" extra stud if the original light stand stud is too short to safely support a crossbar.

7.



Linco Inc[®] cross bars can be conveniently tightened onto the triple mount.

8.



(Optional) For safety reasons, please attach provided safety caps onto studs (applies only to those not using Linco Inc[®] crossbars).

Warranty:

1. Based on the user's manual and policies set forth in the warranty statement, defective items can be replaced free of charge. If the item that needs to be replaced is purchased through a dealer, please contact that dealer and present a valid invoice.
2. Warranty does not cover any consumables, user's manuals, catalogs and shipping-related charges.
3. For more detailed information about warranty policies, please refer to the warranty statement set forth on the invoice, or visit WWW.LINCOSTORE.COM